

# Use tutorial Version of Computer

## V1.0

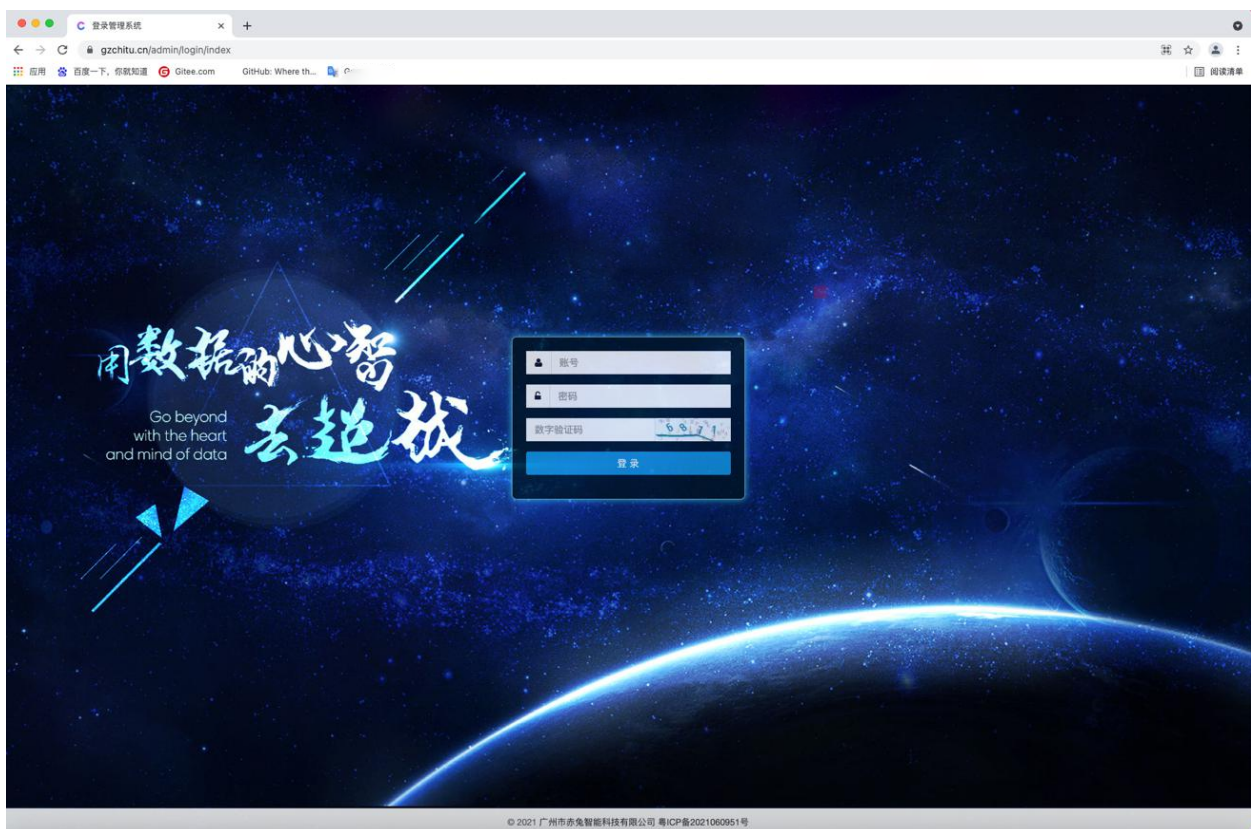
---

### Log in

Enter the URL in the browser input box:

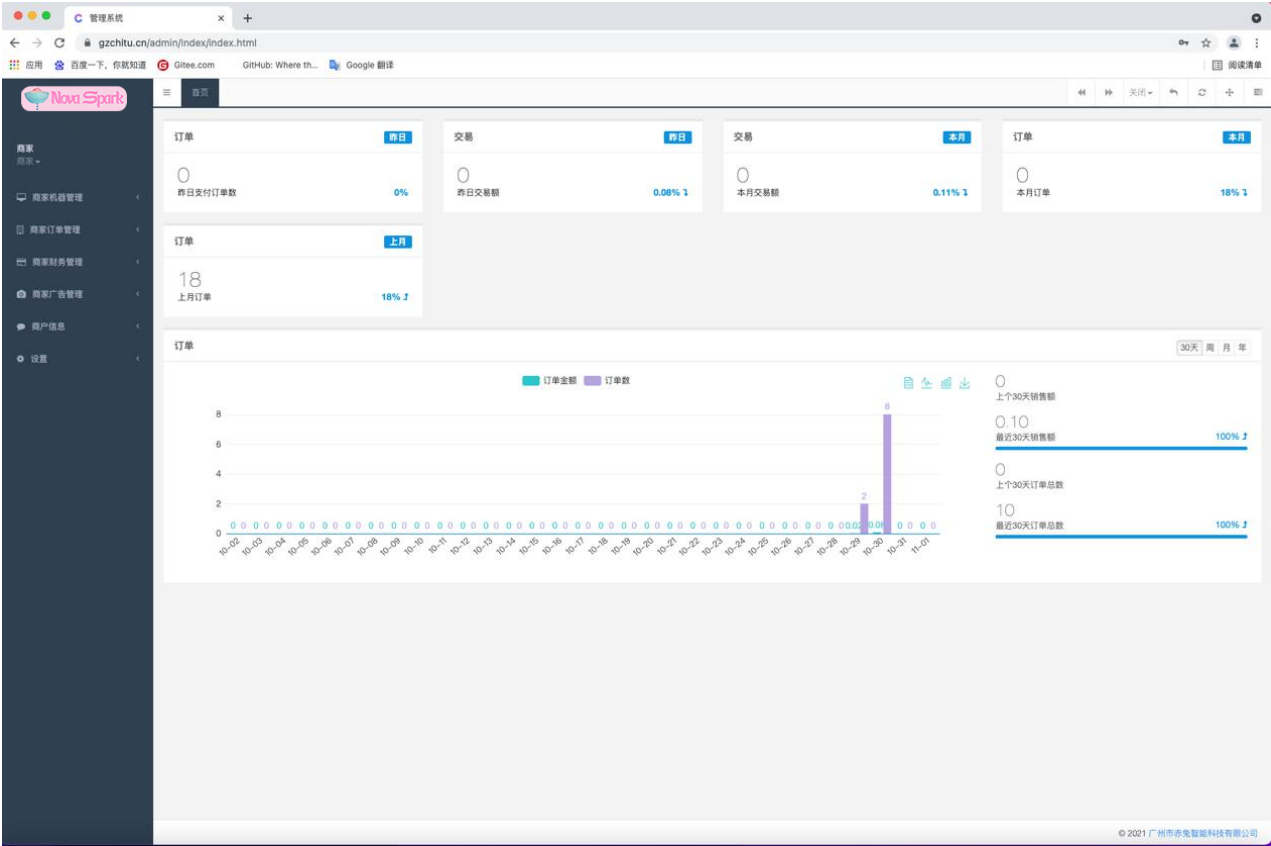
<https://www.gzchitu.cn/admin/Index/index.html>

Then enter the account, password, verification code, and click the login button to log in.



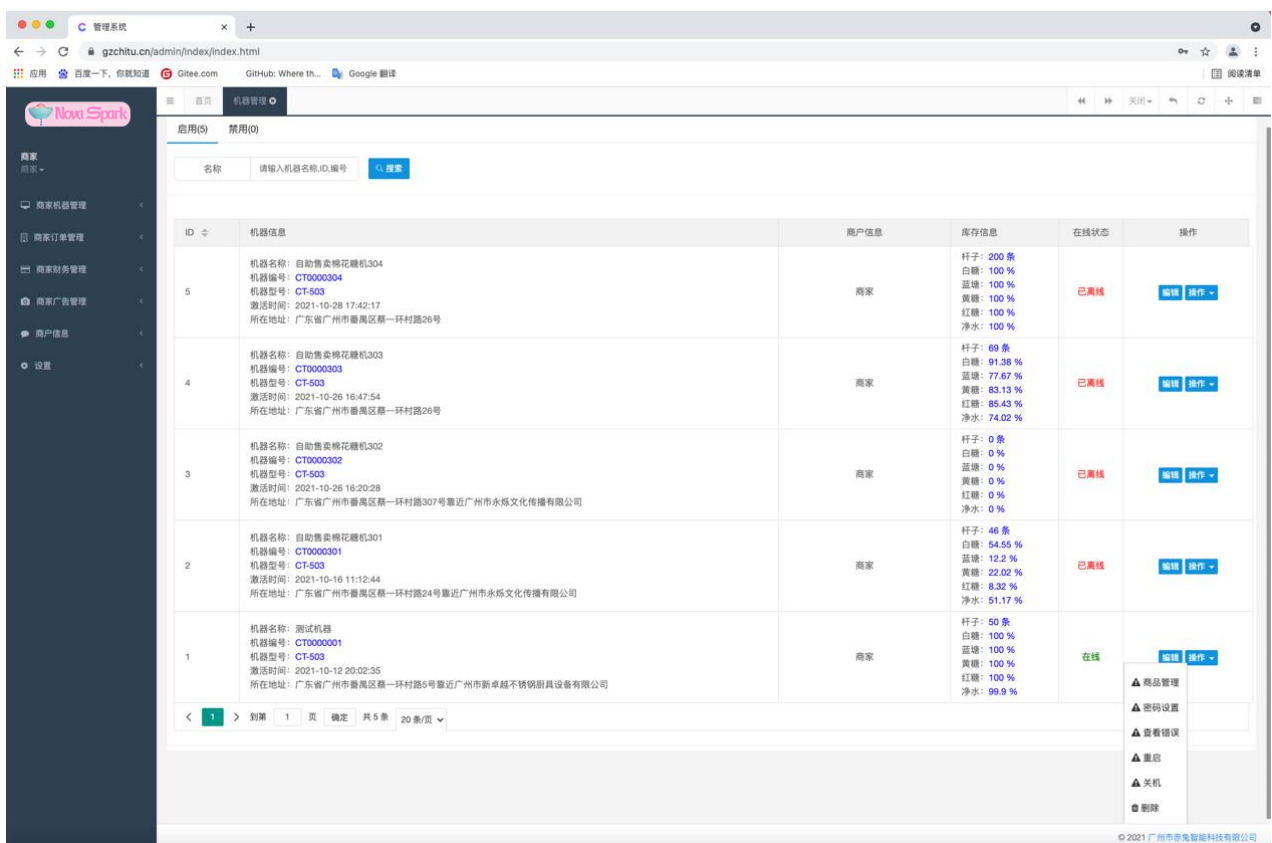
# Front page

After successfully logging into the system, go to the home page to view the order transaction statistics.



# Machine management

Click Merchant Machine Management—Machine Management to view the list of bound machines, click the edit button of the machine list to edit the machine name and address, click the operation button to perform product management, view errors, password settings, restart the machine, shut down the machine, etc. ; After entering the product management page, if there is no product added, click the platform product library, select the product, and then click batch selection to complete the product addition. If the product has been added, click on the picture of the product list to enter the product modification page to modify the picture and price; click on the price, inventory, and status of the list to quickly modify the price, inventory, and shelf



管理系统

gzhltu.cn/admin/index/index.html

应用 百度一下, 你就知道 Gitee.com GitHub: Where th... Google 翻译 阅读清单

Nova Spark

商家 商家管理

商家机器管理

商家订单管理

商家财务管理

商家广告管理

商户信息

设置

启用(0) 禁用(0)

名称 请输入机器名称, ID, 编号 搜索




ID 机器信息 商户信息 库存信息 在线状态 操作

测试机器-商品管理

出售中商品(24) 已下架商品(0) 平台商品库(24)

所有分类 全部 商品名称 请输入商品名称, 关键字! 搜索

列表[图片]点击可以更换,[价格],[库存],[排序]可进行快速修改, 双击或者单击进入编辑模式, 失去焦点可进行自动保存

ID	商品图片	商品名称	价格	库存	排序	销量	状态
96		colourful 价格: 1.00 分类: 热门 花式: 1	1.00	99992	24	8	上架
95		naivete 价格: 1.00 分类: 热门 花式: 2	1.00	100000	23	0	上架
94		重心未配 价格: 15.00 分类: 热门	15.00	100000	22	0	上架

更新时间: 2021-10-12 20:09:35  
所在地址: 广东省广州市番禺区桥一环村路5号靠近广州市新卓越不锈钢厨具设备有限公司

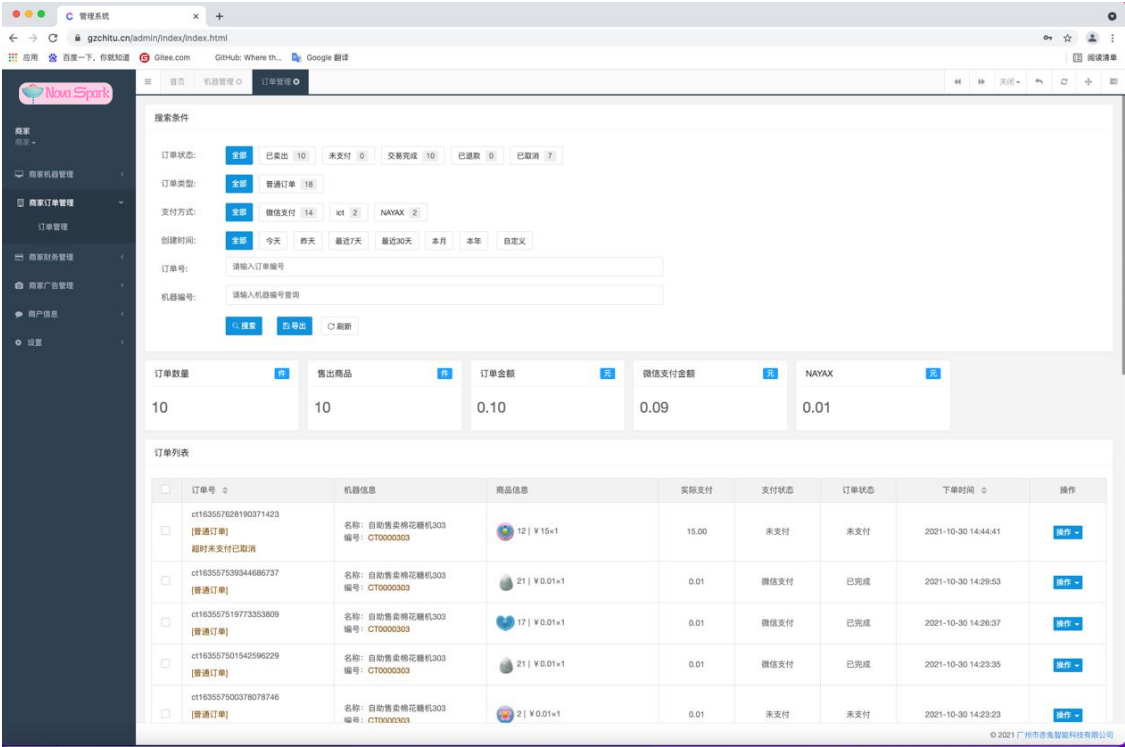
红糖: 100%  
净水: 99.9%

1 1 页 确定 共 5 条 20 条/页

© 2021 广州市志逸智能科技有限公司

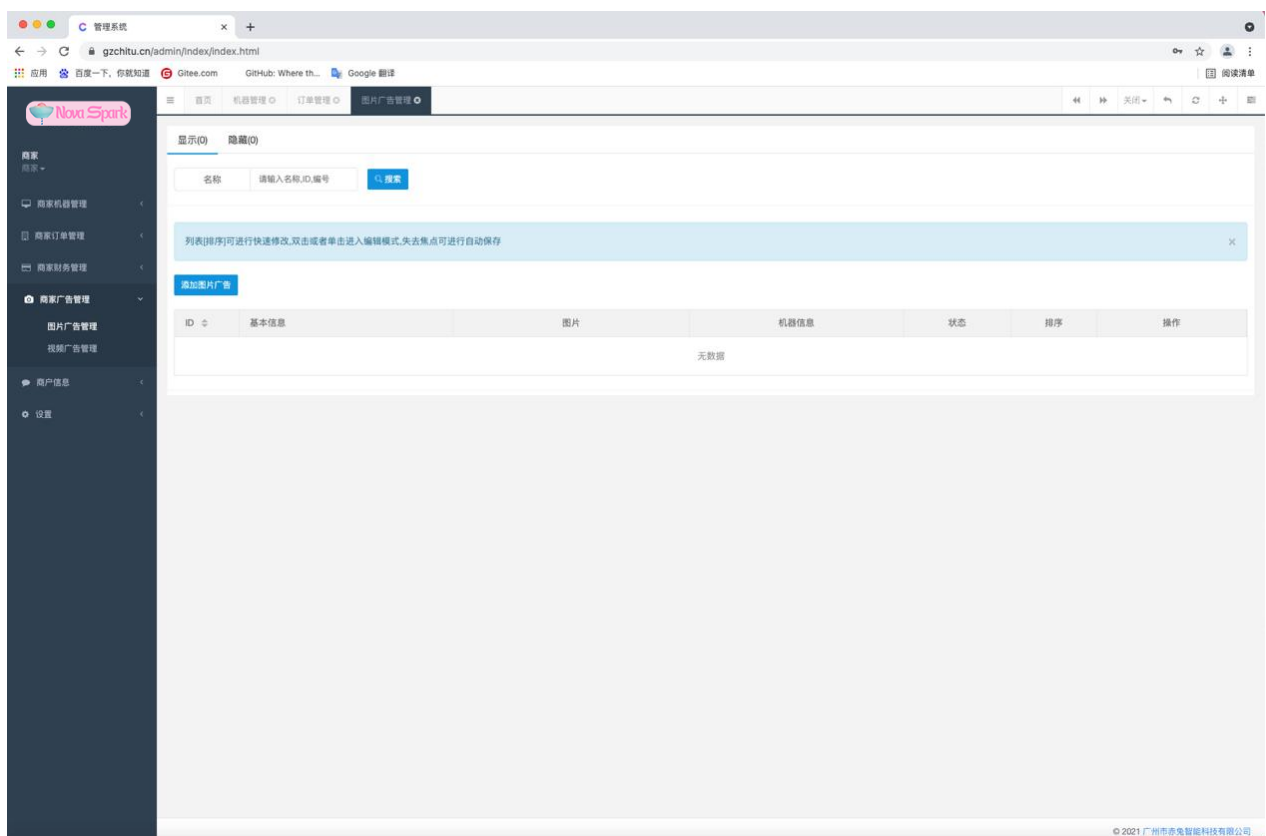
# Order management

Click Merchant Order Management-Order Management, you can view the order list, click the operation button of the order list to view order details, order records, and refunds for uncompleted orders.

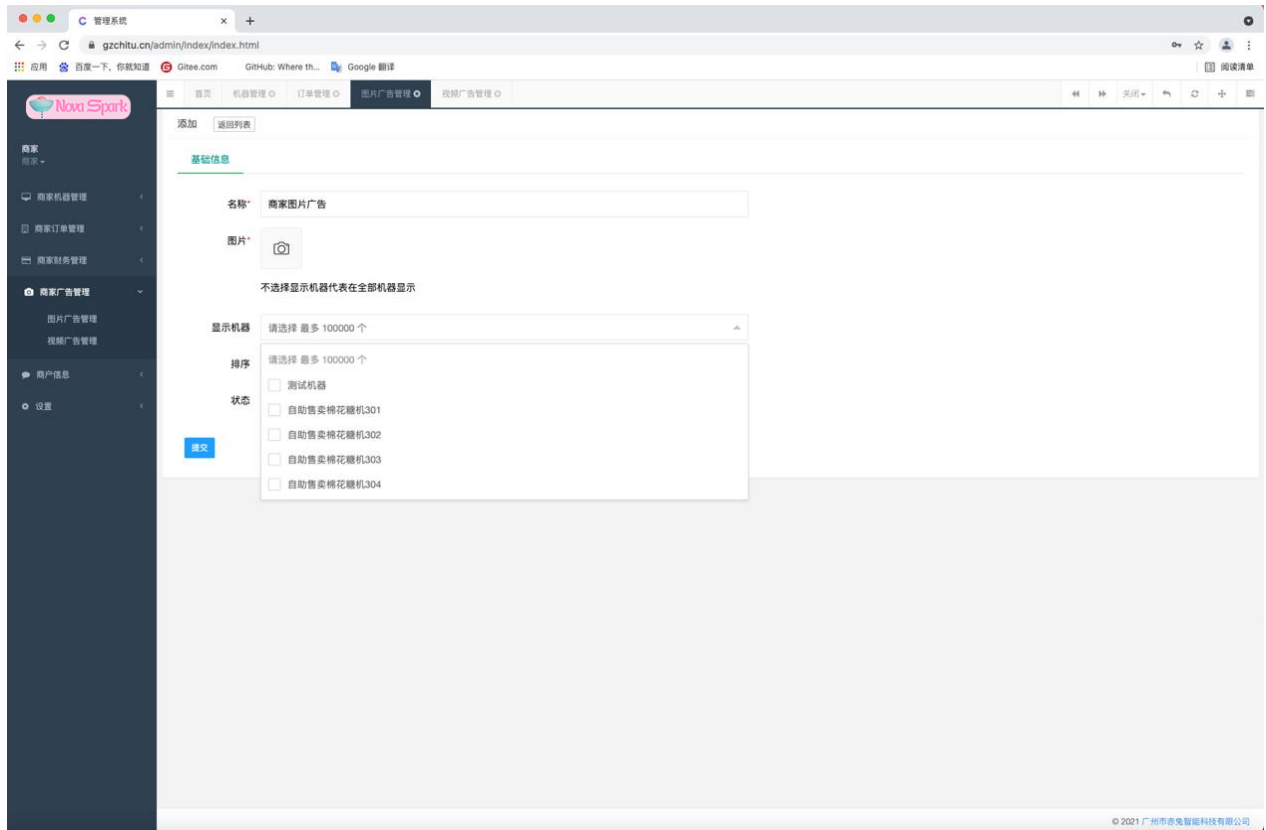


# Advertising management

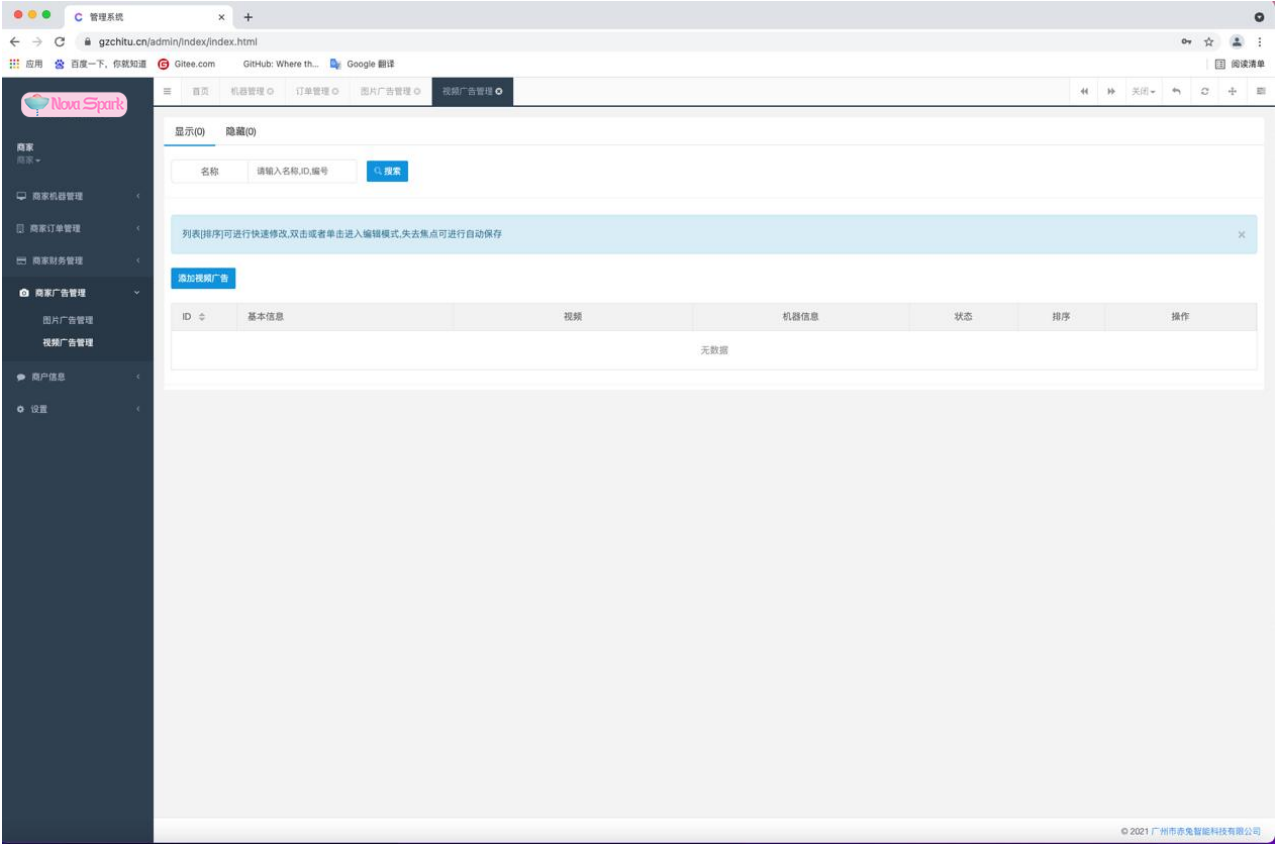
1. Click on the business advertisement management-image advertisement management, you can view the list of image advertisements, click the edit button of the list to edit and modify, click the status button to carry out the operation of loading and unloading, and the operation button can be deleted;



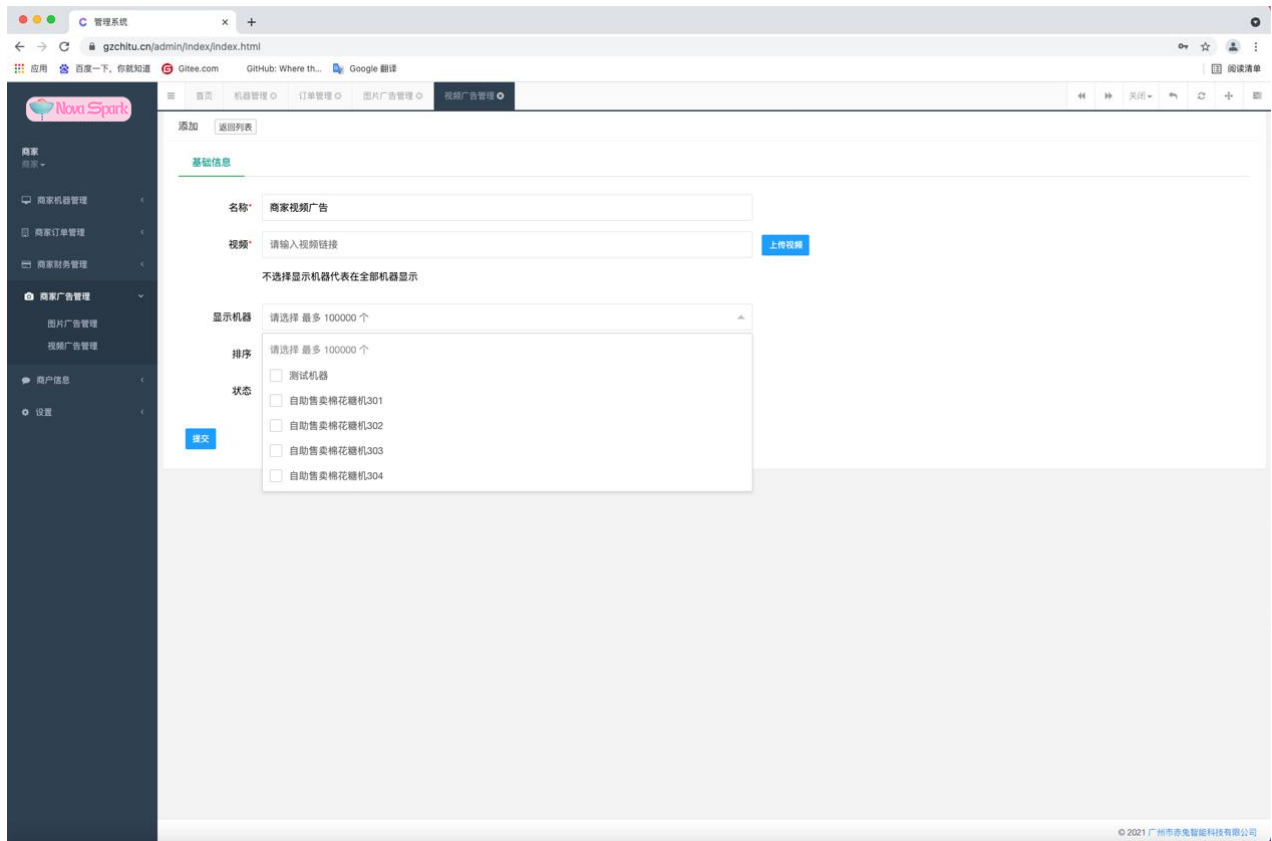
2. Click the Add Image Ads button to enter the add page to add ads, you can choose to display on all machines or a certain part of machines



3. Click on the business advertisement management-video advertisement management, you can view the list of video advertisements, click the edit button of the list to edit and modify, click the status button to carry out the shelf operation, and the operation button to delete



4. Click the add video ad button to enter the add page to add video ads, you can choose to display on all machines or a certain part of machines



## Merchant Information

Click Merchant Information-Merchant Information, you can view the basic information of the merchant, click the merchant name input box to modify the merchant name, click the customer service phone input box to modify the machine customer service phone, and click the franchise phone input box to modify the franchise phone number

