

# *Use Tutorial*

## *Mobile background*

### V1.0

---

#### Log in

Enter the URL in the browser input box:

<https://www.gzchitu.cn> or follow the official account "Chitu Smart" and enter in the official account menu bar. Then enter the account and password, and click the login button to log in



# Home page

1. Successfully log in to the home page, you can view the list of bound machines and online status




2. Click the machine list-enter the machine details page to view the detailed information of the machine, sugar inventory, pole inventory; and restart the machine, shut down the machine, check machine errors, etc.

机器名称:	自助售卖棉花糖机304	
机器编号:	CT0000304	
机器型号:	CT-503	
激活时间:	2021-10-28 17:42:17	
所在地址:	广东省广州市番禺区蔡一环村路26号	
在线状态:	在线	
机器状态:	正常启用	
杆子:	200 条	
白糖:	100 %	
蓝糖:	100 %	
黄糖:	100 %	
红糖:	100 %	
净水:	100 %	
设置密码	>	
查看错误	重启机器	关闭机器

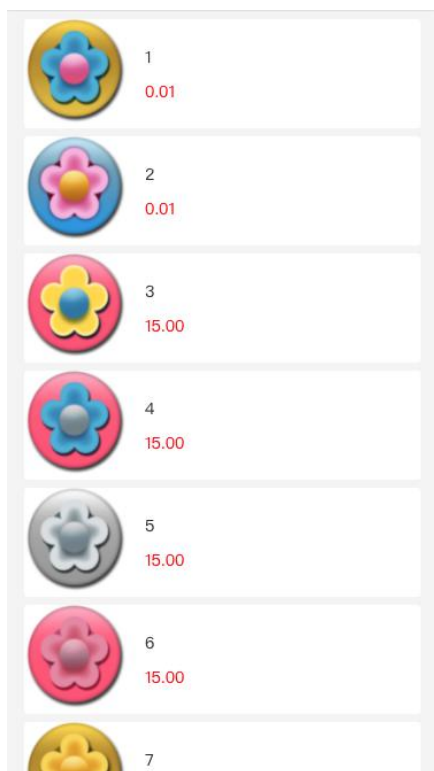
3. Click the set password button to enter the machine management password setting page

设置密码: 123456



保存修改

4. Click on the product management of the list-enter the product list page



5. Click on the product in the product list to enter the product details page, where you can modify the name, price, etc.



6. Click the parameter setting to enter the machine parameter setting page, click save and then click the synchronization button to synchronize to the machine immediately

炉头最高温度	180	℃
炉头空闲温度	100	℃
加湿时炉头上浮温度	10	℃
做糖容差温度	5	℃
炉头加热超时时间	300	s(秒)
炉头休眠时间 min(分)	2	
柜内最大湿度	70	%
做糖容差湿度	5	%
加湿超时时间	180	s(秒)
做糖一段加湿	<input checked="" type="checkbox"/>	开
做糖二段加湿	<input type="checkbox"/>	关
柜内最大温度	45	℃

同步设置 保存修改

# About me

1. Personal center page-you can check your balance, check orders, withdraw cash, etc.




2. My balance (for online payment customers)



3. Withdrawal page-select the withdrawal method to withdraw



4. Withdrawal record page-view the withdrawal record



### 5. Income record page-view income record



The screenshot shows the 'Income Record' (收入记录) page with a total of ¥0.11. It lists several sales transactions (售卖商品) from 2021-10-30, each with a value of +0.01. The transactions include a 'line payment' (线下收款) and several standard sales.

Transaction Description	Amount
售卖商品	+0.01
2021-10-30 14:30	
售卖商品	+0.01
2021-10-30 14:26	
售卖商品	+0.01
2021-10-30 14:23	
售卖商品	+0.01
2021-10-30 14:19	
售卖商品	+0.01
2021-10-30 14:17	
售卖商品	+0.01
2021-10-30 14:14	
售卖商品	+0.01
2021-10-30 14:09	
售卖商品(线下收款)	+0.01
2021-10-30 12:22	
售卖商品	+0.01

### 6. Order page-you can view the status of unpaid, paid, completed and other orders



The screenshot shows the 'Order Information' (订单信息) page. It displays a summary of orders: 10 total orders, 0 unpaid, 0 paid, and 10 completed. Two completed orders are shown in detail, including product images, prices, and machine numbers.

未支付	已支付	已完成
0	0	10

Order Time	Status
2021-10-30 14:29:53	交易完成
2021-10-30 14:26:37	交易完成

Product	Price	Quantity
21 (Egg)	¥ 0.01	x1
17 (Heart)	¥ 0.01	x1

共 1 件商品, 总金额: ¥ 0.01  
机器编号: CT0000303

## 7. Order details page-you can view the details of the order and refund

2021-10-30 14:29:53

未支付 已支付 已完成

---

共1件商品

	21 默认 ¥ 0.01	x 1
---	--------------------	-----

---

机器编号: CT0000303

订单编号: ct163557539344686737 [复制](#)

下单时间: 2021-10-30 14:29:53

订单类型: 普通订单

支付状态: 已支付

支付方式: 微信支付

支付金额: ¥ 0.01

实际付款: ¥ 0.01

[退款](#)

## 8. Order refund page--(The order amount paid online will be returned the same way, and the order paid offline will be processed offline)

	21	¥0.01	x1
---	----	-------	----

---

退货件数 1

---

退款金额 ¥ 0.01

---

退款原因 机器不出货 >


---



备注说明 填写备注信息, 100字以内

[立即退款](#)

9. Merchant information page—click on the avatar to change the avatar, click on the name to edit and modify the merchant name, click on the customer service phone to edit and modify the customer service phone, and click on the franchise phone to edit and modify the franchise phone number

管理我的账号

 **商家** 当前账号  
绑定手机号: 18312016178

名称	商家
服务电话	18312016177
加盟电话	18312016177
ID号	U000000101 
手机号码	18312016178 

保存修改

退出登录